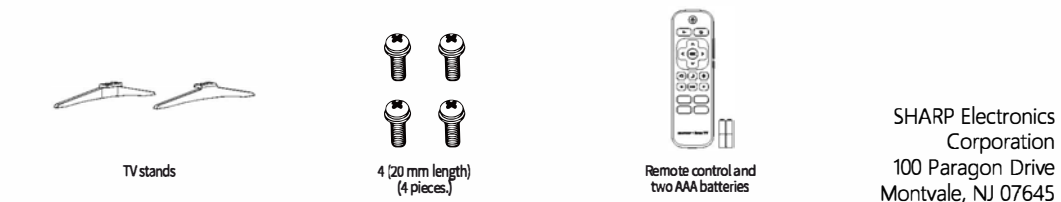




Quick Start Guide



Included accessories



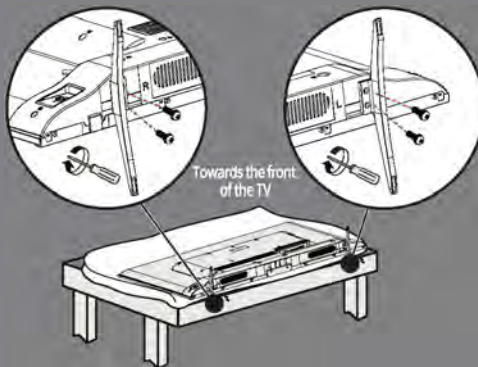
SHARP Electronics
Corporation
100 Paragon Drive
Montvale, NJ 07645

Roku, Roku TV and the Roku logo are trademarks or registered trademarks of Roku, Inc. All other trademarks and logos mentioned are the property of their respective owners. Content resolution is based on TV compatibility and varies by channel and content. Channels are subject to change, vary by region, and may require payment.

1 Start here

How do I attach the stands to my TV?
(not for wall mounting)

You'll need: Phillips screwdriver and a soft surface to lay the TV on. Carefully place your TV face-down on a cushioned, clean surface. Align the TV stands with the screw holes on the bottom of the TV. Make sure that the arrows on the stands are pointing towards the front of the TV. Secure the stands to the TV with the four provided screws.



Note: Images do not necessarily represent the exact design of your television. Before using your new product, please read these instructions to prevent any damage.

2 Powering on my TV


When can I turn on my TV?

The best time to turn on your TV is after you have connected all devices and attached the TV stand or before you wall mount your TV.

When your television is in place:

1 Plug one end of the power cord into the power connector on the back of your TV and the other end into a power outlet.

2 Remove the remote control cover and install the batteries.

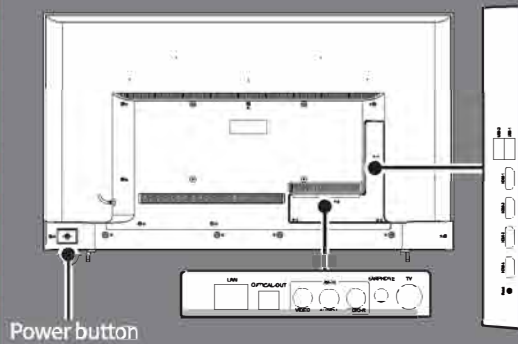
3 Press  (power) on your remote control.

4 Follow the on-screen instructions.

3 Buttons and ports

- Side:
 - 4x HDMI Inputs
 - 2x USB Ports
- Bottom:
 - 1x LAN Ethernet Port
 - 1x Optical Output
 - 1x RCA Composite Video Input
 - 1x Earphone Audio Output
 - 1x RF TV Input

Back view



4 Complete guided setup and activation (optional)

Tip: Have your wireless network name and password handy.

1 Follow the on-screen instructions on your Roku TV.

2 Activate your Roku TV using your computer, smartphone, or tablet to link to a Roku account. You need a Roku account to activate your Roku TV and access entertainment across thousands of streaming channels. **Note:** Roku does not charge for activation support – beware of scams.

Roku accounts are free and while a valid credit card number is not required to create a Roku account, saving your credit card information makes renting, purchasing, and subscribing to entertainment from the Roku Channel Store fast and convenient.

3 Once connected to your account, your TV will automatically update with the latest software, and you can start streaming immediately.

If you aren't ready to connect your TV to a wireless network, you can still use it as a regular TV.

4 For more information, visit <https://rtrn.jp/633gc> and go.roku.com/tvmanual



Dear SHARP customer

Thank you for your purchase of the SHARP LCD color TV product. To ensure safety and many years of trouble-free operation of your product, please read the Important Safety Precautions carefully before using this product.

Important Safety Precautions

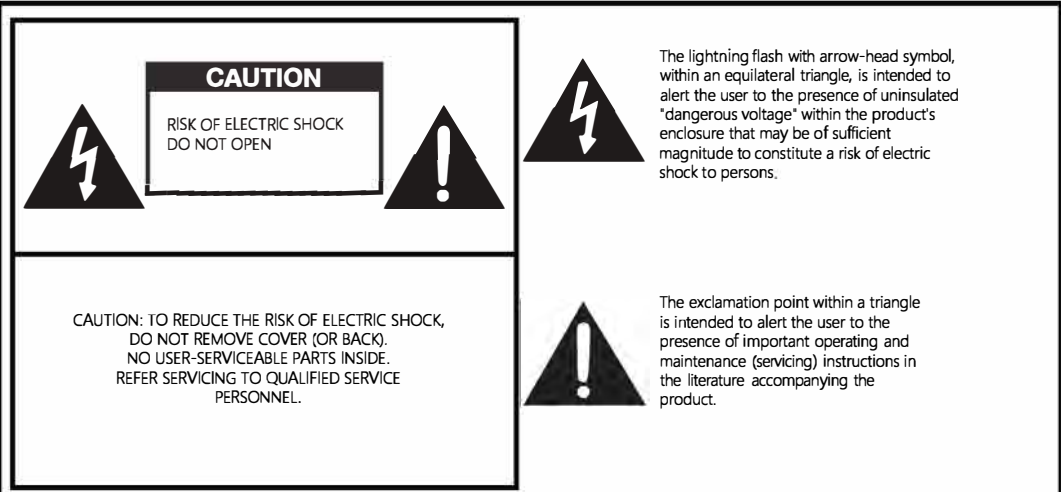
- Stand base must be attached to prevent the TV set from falling down and cause injuries.
- Cleaning - Unplug the AC cord from the AC outlet before cleaning the product. Use a soft damp cloth to clean the product. Do not use liquid cleaners, aerosol cleaners or chemical cloth to clean it, as such materials may damage the product.
- Water and moisture - Do not use the product near water, such as bathtub, washbasin, kitchen sink, laundry tub, swimming pool and in a wet basement.
- Do not place vases or any other water-filled containers on this product.
- The water may spill onto the product causing fire or electric shock.
- Stand - Do not place the product on an unstable cart, stand, tripod or table. Doing so can cause the product to fall, resulting in serious personal injuries as well as damage to the product. Use only a cart, stand, tripod, bracket or table recommended by the manufacturer or sold with the product. When mounting the product on a wall, be sure to follow the manufacturer's instructions. Use only the mounting hardware recommended by the manufacturer.
- When relocating the product placed on a cart, it must be moved with utmost care. Sudden stops, excessive force and uneven floor surface can cause the product to fall from the cart.
- Ventilation - The vents and other openings in the cabinet are designed for ventilation. Do not cover or block these vents and openings since insufficient ventilation can cause overheating and/or shorten the life of the product. Do not place the product on a bed, sofa, rug or other similar surface, since they can block ventilation openings. This product is not designed for built-in installation; do not place the product in an enclosed place such as a bookcase or rack, unless proper ventilation is provided or the manufacturer's instructions are followed.
- The LCD panel used in this product is made of glass. Therefore, it can break when the product is struck forcefully or with a sharp object. If the LCD panel is broken, be careful not to be injured by broken glass.
- Heat sources - Keep the product away from heat sources such as radiators, heaters, stoves and other heat-generating products (including amplifiers).
- To prevent fire, never place any type of candle or naked flames on the top or near the TV set.
- To prevent fire or shock hazard, do not place the AC power cord under the TV set or other heavy items.
- Do not place heavy objects on this product or stand on it. Doing so could cause injury if the product overturns. Take special care near children and pets.
- The Liquid Crystal panel is a very high technology product with 8,294,400 pixels, giving you fine picture details. Occasionally, a few non-active pixels may appear on the screen as a fixed point of blue, green or red. Please note that this does not affect the performance of your product.
- Precautions when transporting the TV - When transporting the TV, never carry it by holding or otherwise putting pressure onto the display. Be sure to always carry the TV by two people holding it with two hands - one hand on each side of the TV.
- Do not display a still picture for a long time, as this could cause an afterimage to remain. Install the product on the place where the AC cord can be unplugged easily from the AC outlet or from the AC INPUT terminal on the rear of the product.
- If a television is not positioned in a sufficiently stable location, it can be potentially hazardous due to falling. Many injuries, particularly to children, can be avoided by taking simple precautions such as:
 - Using cabinets or stands recommended by the manufacturer of the television.
 - Only using furniture that can safely support the television.
 - Ensuring the television is not overhanging the edge of the supporting furniture.
 - Not placing the television on tall furniture (for example, cupboards or bookcases) without anchoring both the furniture and the television to a suitable support.
 - Not standing the televisions on cloth or other materials placed between the television and supporting furniture.
 - Educating children about the dangers of climbing on furniture to reach the television or its controls.
- Do not install the TV in a location in which it will be subject to water drops such as underneath an air conditioning unit or in the vicinity of a humidifier.
 - Water drops falling onto the TV and water entering inside it may result in fire, electric shock, or malfunctions.
- We recommend that you install the TV at least 3.3ft (1 m) away from the unit of an air conditioner.

IMPORTANT INFORMATION

IMPORTANT:
To aid reporting in case of loss or theft, please record the TV's model and serial numbers in the space provided. The numbers are located at the rear and right side of the TV.

Model No.:
Serial No.:

WARNING: TO REDUCE THE RISK OF FIRE OR ELECTRIC SHOCK,
DO NOT EXPOSE THIS PRODUCT TO RAIN OR MOISTURE.



CAUTION: TO PREVENT ELECTRIC SHOCK, MATCH WIDE BLADE OF PLUG TO WIDE SLOT, FULLY INSERT.

WARNING: FCC Regulations state that any unauthorized changes or modifications to this equipment not expressly approved by the manufacturer could void the user's authority to operate this equipment.

CAUTION: This product satisfies FCC regulations when shielded cables and connectors are used to connect the unit to other equipment. To prevent electromagnetic interference with electric appliances such as radios and televisions, use shielded cables and connectors for connections.

WARNING: Batteries shall not be exposed to excessive heat such as sunshine, fire or the like.

WARNING: To prevent injury, this apparatus must be securely attached to the floor/wall in accordance with the installation instructions.

Important Safety Precautions

Wireless LAN
This TV has received the following certifications.

- Wi-Fi CERTIFIED™ (certification program from the Wi-Fi Alliance®)
- Wi-Fi Protected Setup™ (certification program from the Wi-Fi Alliance®)

FCC
This device complies with part 15 of the FCC Rules. Operation is subject to the following two conditions:
(1) This device may not cause harmful interference, and (2) this device must accept any interference received, including interference that may cause undesired operation. Changes or modifications not expressly approved by the party responsible for compliance could void the user's authority to operate the equipment. To comply with the FCC RF exposure compliance requirements, this device and its antenna must not be colocated or operated in conjunction with any other antenna or transmitter.

WARNING-Stability Hazard

A television set may fall causing serious personal injury or death. Many injuries, particularly to children, can be avoided by talking simple precautions such as:

- ALWAYS use cabinets stands or mounting method recommended by the manufacturer of the television set.
- ALWAYS use furniture that can safely support the television set.
- ALWAYS ensure the television set is not overhanging the edge of supporting furniture.
- ALWAYS educate children about the dangers of climbing on furniture to reach the television set or its controls.
- ALWAYS route cords and cables connected to your television so the cannot be tripped over, pulled or grabbed.
- NEVER place the television set in an unstable location.
- NEVER place a television set on tall furniture (for example, cupboards or bookcases) without anchoring both the furniture and the television set to a suitable support.
- NEVER place the television set on cloth or other materials that may be located between the television set and supporting furniture.
- NEVER place items that might tempt children to climb, such as toys and remote controls, on the top of the television or furniture on which the television is placed.

If the exiting television set is going to be retained and relocated, the same considerations as above should be applied.

Caution

- Replacement of a battery with an incorrect type that can defeats a safeguard (for example, in the case of some lithium battery types);
- Disposal of a battery into fire or a hot oven, or mechanically crushing or cutting of a battery, that can result in an explosion;
- Leaving a battery in an extremely high temperature surrounding environment that can result in an explosion or the leakage of flammable liquid or gas;
- A battery subjected to extremely low air pressure that may result in an explosion or the leakage of flammable liquid or gas;
- Risk of fire or explosion if the battery is replaced by an incorrect type.

Appendix

Manufactured under license from Dolby Laboratories. Dolby, Dolby Audio, and the double-D symbol are trademarks of Dolby Laboratories.
The terms HDMI, HDMI High-Definition Multimedia Interface, and the HDMI Logo are trademarks or registered trademarks of HDMI Licensing Administrator, Inc.
The Wi-Fi CERTIFIED™ Logo is a certification mark of Wi Fi Alliance®.
ANY USE OF THIS PRODUCT IN ANY MANNER OTHER THAN PERSONAL USE THAT COMPLIES WITH THE MPEG-2 STANDARD FOR ENCODING VIDEO INFORMATION FOR PACKAGED MEDIA IS EXPRESSLY PROHIBITED WITHOUT A LICENSE UNDER APPLICABLE PATENTS IN THE MPEG-2 PATENT PORTFOLIO, WHICH LICENSE IS AVAILABLE FROM MPEG LA, LLC, 6312 S. Fiddlers Green Circle, Suite 400 E, Greenwood Village, Colorado 80111 U.S.A.
THIS PRODUCT IS LICENSED UNDER THE VC-1 PATENT PORTFOLIO LICENSE FOR THE PERSONAL AND NON-COMMERCIAL USE OF A CONSUMER TO (i) ENCODE VIDEO IN COMPLIANCE WITH THE VC-1 STANDARD ("VC-1 VIDEO") AND/OR (ii) DECODE VC-1 VIDEO THAT WAS ENCODED BY A CONSUMER ENGAGED IN A PERSONAL AND NON-COMMERCIAL ACTIVITY AND/OR WAS OBTAINED FROM A VIDEO PROVIDER LICENSED TO PROVIDE VC-1 VIDEO. NO LICENSE IS GRANTED OR SHALL BE IMPLIED FOR ANY OTHER USE. ADDITIONAL INFORMATION MAY BE OBTAINED FROM MPEG LA, L.L.C. SEE HTTP://WWW.MPEGLA.COM
THIS PRODUCT IS LICENSED UNDER THE AVC PATENT PORTFOLIO LICENSE FOR THE PERSONAL USE OF A CONSUMER OR OTHER USES IN WHICH IT DOES NOT RECEIVE REMUNERATION TO (i) ENCODE VIDEO IN COMPLIANCE WITH THE AVC STANDARD, ("AVC VIDEO") AND/OR (ii) DECODE AVC VIDEO THAT WAS ENCODED BY A CONSUMER ENGAGED IN A PERSONAL ACTIVITY AND/OR WAS OBTAINED FROM A VIDEO PROVIDER LICENSED TO PROVIDE AVC VIDEO. NO LICENSE IS GRANTED OR SHALL BE IMPLIED FOR ANY OTHER USE. ADDITIONAL INFORMATION MAY BE OBTAINED FROM MPEG LA, L.L.C. SEE HTTP://WWW.MPEGLA.COM
THIS PRODUCT IS LICENSED UNDER THE MPEG-4 VISUAL PATENT PORTFOLIO LICENSE FOR THE PERSONAL AND NON-COMMERCIAL USE OF A CONSUMER FOR (i) ENCODING VIDEO IN COMPLIANCE WITH THE MPEG-4 VISUAL STANDARD ("MPEG-4 VIDEO") AND/OR (ii) DECODING MPEG-4 VIDEO THAT WAS ENCODED BY A CONSUMER ENGAGED IN A PERSONAL AND NON-COMMERCIAL ACTIVITY AND/OR WAS OBTAINED FROM A VIDEO PROVIDER LICENSED BY MPEG LA TO PROVIDE MPEG-4 VIDEO. NO LICENSE IS GRANTED OR SHALL BE IMPLIED FOR ANY OTHER USE. ADDITIONAL INFORMATION INCLUDING THAT RELATING TO PROMOTIONAL, INTERNAL AND COMMERCIAL USES AND LICENSING MAY BE OBTAINED FROM MPEG LA, L.L.C. SEE HTTP://WWW.MPEGLA.COM
SUPPLIER'S DECLARATION OF CONFORMITY: SHARP LCD, MODEL 4T-C65DL7UR. This device complies with Part 15 of the FCC Rules. Operation is subject to the following two conditions: (1) This device may not cause harmful interference, and (2) this device must accept any interference received, including interference that may cause undesired operation. RESPONSIBLE PARTY: SHARP ELECTRONICS CORPORATION 100 Paragon Drive, Montvale, NJ 07645 USA For Business Customers: URL: http://www.sharpusa.com
NOTE: This equipment has been tested and found to comply with the limits for a Class B digital device, pursuant to part 15 of the FCC Rules. These limits are designed to provide reasonable protection against harmful interference in a residential installation. This equipment generates, uses and can radiate radio frequency energy and, if not installed and used in accordance with the instructions, may cause harmful interference to radio communications. However, there is no guarantee that interference will not occur in a particular installation. If this equipment does cause harmful interference to radio or television reception, which can be determined by turning the equipment off and on, the user is encouraged to try to correct the interference by one or more of the following measures: - Reorient or relocate the receiving antenna. - Increase the separation between the equipment and receiver. - Connect the equipment to an outlet on a circuit different from that to which the receiver is connected. - Consult the dealer or an experienced radio/TV technician for help.
IMPORTANT Any changes or modifications not expressly approved by the party responsible for compliance could void the user's authority to operate the equipment.

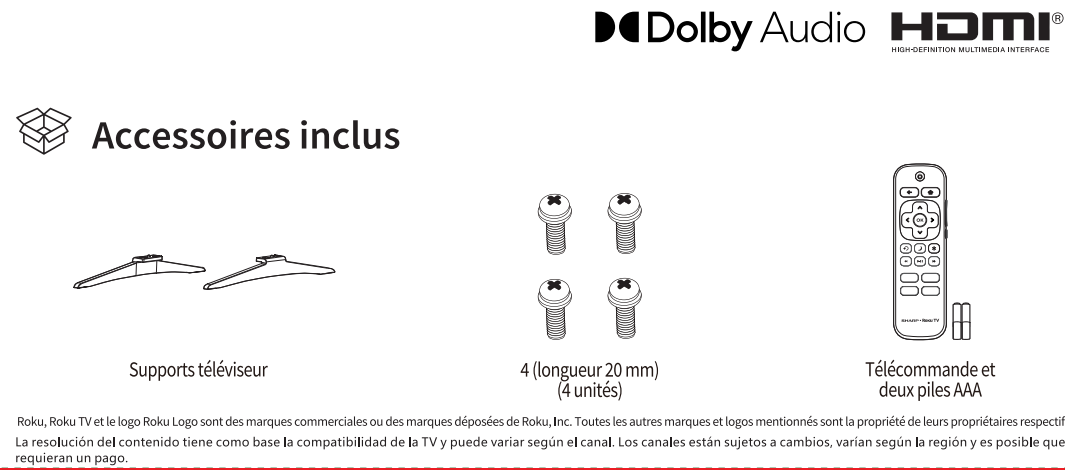
Calling for service

For location of the nearest Sharp Authorized Service, or to obtain product literature, accessories, supplies, or customer assistance, please call 1-800-BE-SHARP

LIMITED WARRANTY

CONSUMER LIMITED WARRANTY SHARP ELECTRONICS CORPORATION warrants to the first consumer purchaser that this Sharp brand Liquid Crystal Display Color Television product (the "Product"), when shipped in its original container, will be free from defective workmanship and materials, and agrees that it will, at its option, either repair the defect or replace the defective Product or part thereof with a new or remanufactured equivalent at no charge to the purchaser for parts or labor for the period(s) set forth below. This warranty does not apply to any appearance items of the Product or if the serial number or model number affixed to the Product has been removed, defaced, changed, altered or tampered with. This warranty does not cover installation or signal reception problems. This limited warranty will not apply if the Product has been or is being used in a commercial setting or application; this warranty is meant solely for the non-commercial, household use of the Product by consumers in their home or residence. In order to enforce your rights under this limited warranty, you should follow the steps set forth below. You must be able to provide proof of purchase to Sharp or the service, which proof must include the date of purchase. To the extent permitted by applicable state law, the warranties set forth herein are in lieu of, and exclusive of, all other warranties, express or implied. Specifically ALL OTHER WARRANTIES OTHER THAN THOSE SET FORTH ABOVE ARE EXCLUDED, ALL EXPRESS AND IMPLIED WARRANTIES INCLUDING THE WARRANTIES OF MERCHANTABILITY, FITNESS FOR USE, AND FITNESS FOR A PARTICULAR PURPOSE ARE SPECIFICALLY EXCLUDED IF, UNDER APPLICABLE STATE LAW, IMPLIED WARRANTIES MAY NOT VALIDLY BE DISCLAIMED OR EXCLUDED. THE DURATION OF SUCH IMPLIED WARRANTIES IS LIMITED TO THE PERIOD(S) FROM THE DATE OF PURCHASE SET FORTH BELOW. THIS WARRANTY GIVES YOU SPECIFIC LEGAL RIGHTS. YOU MAY ALSO HAVE OTHER RIGHTS WHICH VARY FROM STATE TO STATE.	
The warranties given herein shall be the sole and exclusive warranties granted by Sharp and shall be the sole and exclusive remedy available to the purchaser and only for the time periods set forth herein. No other representations or promises made by anyone are permitted. Correction of defects, in the manner and for the period of time described herein, shall constitute complete fulfillment of all liabilities and responsibilities of Sharp to the purchaser with respect to the Product, and shall constitute full satisfaction of all claims, whether based on contract, negligence, strict liability or otherwise. Sharp does not warrant nor shall Sharp be liable, or in any way responsible, for Products which have been subject to abuse (including, but not limited to, improper voltage), accident, misuse, negligence, lack of reasonable care, alteration, modification, tampering, improper operation or maintenance or any damages or defects in the Product which were caused by improper installation, repairs or attempted repairs performed by anyone other than a Sharp authorized service. Nor shall Sharp be liable or in any way responsible for any incidental or consequential economic or property damage. Some states do not allow limits on warranties or on remedies for breach in certain transactions; in such states, the limits herein may not apply. THIS LIMITED WARRANTY IS VALID ONLY IN THE FIFTY (50) UNITED STATES, THE DISTRICT OF COLUMBIA AND PUERTO RICO.	
Model Specific Section Your Product Model Number & Description: Warranty Period for this Product: Additional Exclusions from Warranty Coverage (if any): Where to Obtain Service: What to do to Obtain Service:	4T-C65DL7UR LCD Color Television (Be sure to have the model number and serial number found affixed to your product available when you need service for your Product.) One (1) year parts and labor from the date of purchase. In order for the Product to be serviced, the Product must be readily available to the service, free and clear of any complex or non-standard installation, mounting or other encumbrance which would unreasonably interfere with servicing the Product. The Service will remove the Product after service, provided that such removing is not into a complex or non-standard installation. Any additional labor and materials required to remove and/or reinstall a Product above and beyond the foregoing are not covered by this warranty, may result in additional charges and are the responsibility of the consumer. Image Retention resulting from a fixed image being displayed for long periods of time is not covered by this Limited Warranty (see Operation Manual on how to prevent this). From a Sharp Authorized Service located in the United States. To find the location of the nearest Sharp Authorized Service, please call Sharp toll free at 1-800-BE-SHARP. Contact your Sharp Authorized Service to obtain in home service for this product. The Service will come to your location and if necessary remove the unit for repair at the Service's facility and return the set to you once completed. Be sure to have Proof of Purchase available.

TO OBTAIN PRODUCT INFORMATION OR PURCHASE ACCESSORIES, CALL 1-800-BE-SHARP
OR VISIT www.sharpusa.com

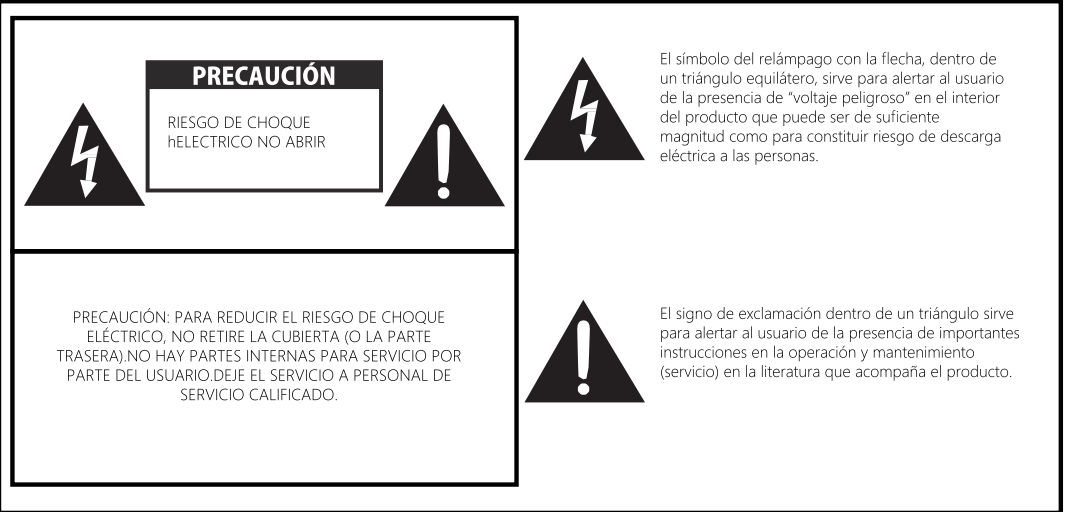


INFORMACIÓN IMPORTANTE

IMPORTANTE:
Para facilitar el reporte en caso de pérdida o robo, escriba por favor el modelo del televisor y los números de serie en el espacio suministrado. Los números se encuentran en la parte posterior y el lado izquierdo del televisor.

Modelo N°:
Serie N°:

ADVERTENCIA: PARA REDUCIR EL RIESGO DE FUEGO O DESCARGA ELÉCTRICA, NO EXPONGA ESTE PRODUCTO A LA LLUVIA O HUMEDAD.

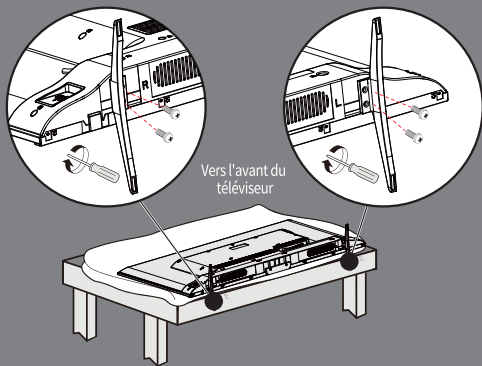


PRECAUCIÓN:	PARA PREVENIR UN CHOQUE ELÉCTRICO, HAGA COINCIDIR LA LÁMINA ANCHA DEL ENCHUFE CON LA RANURA ANCHA, E INSERTE COMPLETAMENTE.
ADVERTENCIA:	Las regulaciones de la FCC señalan que cualquier cambio o modificación no autorizado en este equipo, los cuales no hayan sido expresamente aprobados por el fabricante, podría anular la autorización del usuario para utilizar este equipo.
PRECAUCIÓN:	Este producto satisface los reglamentos de la FCC cuando se utilizan conectores y cables blindados para conectar la unidad a otro equipo. Para impedir las interferencias electromagnéticas con aparatos eléctricos tales como radios y televisores, utilice conectores y cables blindados para hacer las conexiones.
ADVERTENCIA:	Las baterías no deben exponerse a un calor excesivo como la luz directa del sol, el fuego, etc.
ADVERTENCIA:	Para evitar lesiones, este aparato debe sujetarse bien en el suelo/pared de acuerdo con las instrucciones de instalación.

1 Commencer ici

Comment fixer les supports à mon téléviseur ? (pas pour tous les montages muraux)

Il vous faudra : Un tournevis cruciforme et une surface douce sur laquelle poser le téléviseur. Placez délicatement votre téléviseur, face vers le bas, sur une surface propre et rembourrée. Alignez les supports du téléviseur avec les trous de vis situés au bas de celui-ci. Veillez à ce que les flèches des supports soient orientées vers l'avant du téléviseur. Fixez les supports au téléviseur à l'aide des quatre vis fournies.




Remarque : Les images ne représentent pas nécessairement le design exact de votre téléviseur. Avant d'utiliser votre nouveau produit, veuillez lire ces instructions pour éviter de causer des dommages.

2 Mise sous tension de mon téléviseur

Quand puis-je allumer mon téléviseur ?
El mejor momento para encender su televisor es después de haber conectado todos los dispositivos y colocado la base del televisor o antes de colocar su televisor en la pared.

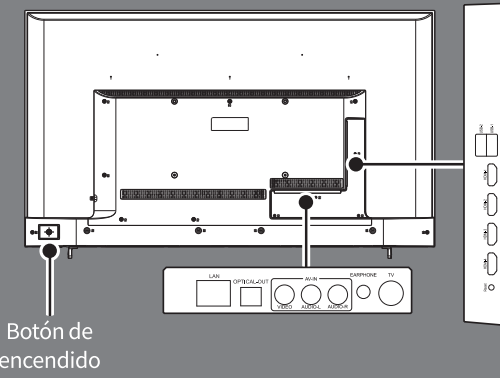
Lorsque votre téléviseur est en place :

- 1 Branchez une extrémité du cordon d'alimentation sur le connecteur d'alimentation situé à l'arrière du téléviseur et l'autre extrémité sur une prise de courant.
- 2 Retirez le couvercle de la télécommande et installez les piles.
- 3 Appuyez sur  (power) sur votre télécommande.
- 4 Suivez les instructions affichées à l'écran.

3 Boutons et ports

1. El lado
4x Ports HDMI
2x Ports USB
2. El fondo
1x Puerto Ethernet LAN
1x Sortie optique
1x Entrée vidéo composite RCA
1x Sortie audio pour casque
1x Entrée RF

Vue de dos



4 Configuration et activation guidées complètes (en option)

Établissez votre connexion réseau.

Conseil : Ayez à portée de main le nom et le mot de passe de votre réseau sans fil.

- 1 Suivez les instructions à l'écran sur votre Roku TV.
- 2 Activez votre Roku TV à l'aide de votre ordinateur, téléphone intelligent ou tablette pour vous connecter à un compte Roku. Vous avez besoin d'un compte Roku pour activer votre Roku TV et accéder au divertissement sur des milliers de chaînes de diffusion en continu.
Remarque : Roku ne facture pas l'assistance à l'activation - **méfiez-vous des arnaques.**

Les comptes Roku sont gratuits et, bien qu'un numéro de carte de crédit valide ne soit pas nécessaire pour créer un compte Roku, l'enregistrement des informations de votre carte de crédit permet de louer et d'acheter des divertissements du Roku Channel Store ou de s'y abonner de manière rapide et pratique.
- 3 Une fois connecté à votre compte, votre téléviseur est automatiquement mis à jour avec la dernière version du logiciel et vous pourrez commencer le a diffusion en continu immédiatement.

Si vous n'êtes pas prêt à connecter votre téléviseur à un réseau sans fil, vous pouvez toujours l'utiliser comme un téléviseur ordinaire.

- 4 Pour obtenir plus d'information, visitez <https://qrtn.jp/633gc> y go.roku.com/tvmanual



Estimado cliente de SHARP

Gracias por su compra del producto SHARP. Para garantizar la seguridad y muchos años de funcionamiento sin problemas de su producto, lea detenidamente las Precauciones Importantes de Seguridad antes de usar este producto.

Precauciones de seguridad importantes

- La base de soporte debe estar asegurada con los tornillos para evitar que el televisor se caiga y cause lesiones.
- Limpieza - Desconecte el cable de alimentación de la toma de corriente antes de limpiar el producto. Utilice un paño húmedo para limpiar el producto. No utilice limpiadores líquidos o en aerosol o paños químicos para limpiarlo, ya que dichos materiales pueden dañar el producto.
- Agua y humedad - No utilice el producto cerca del agua, como la bañera, el lavabo, el fregadero, el cuarto de lavado, la piscina y el sótano húmedo.
- No coloque jarrones o algún otro recipiente lleno de agua sobre este producto.
- El agua puede derramarse sobre el producto y podría provocar incendios o descargas eléctricas.
- Soporte - No coloque el producto sobre una superficie inestable (Ej. tabla). Al hacerlo puede causar que el producto se caiga, ocasionando serias lesiones a personas y mayormente a niños, además de daños al producto. Utilice solo muebles recomendados por el fabricante, o vendidos con el producto. Si monta el producto en la pared, asegúrese de seguir las instrucciones del fabricante. Use solo el equipo de montaje recomendado por el fabricante.
- Al reubicar el producto, debe moverse con sumo cuidado. Las paradas repentinas, la fuerza excesiva y la superficie irregular del piso pueden hacer que el producto se caiga, inclusive si se lleva en un carrito.
- Ventilación - Los orificios de ventilación y otras aberturas de la caja han sido diseñados para ventilar el producto. No cubra ni bloquee estos orificios de ventilación y aberturas porque la falta de ventilación puede causar sobrecalentamiento y/o reducir la vida útil de producto. No coloque el producto en una cama, sofá, alfombra u otra superficie similar porque las aberturas de ventilación podrán quedar bloqueadas.
- Este producto no ha sido diseñado para ser empotrado; no lo coloque en un lugar cerrado como, por ejemplo, un librero o estantería a menos que disponga de la ventilación apropiada o se sigan las instrucciones del fabricante.
- El panel utilizado en este producto está hecho de cristal. Por lo tanto, podrá romperse si el producto se golpea con fuerza o con un objeto afilado. Si el panel está roto, tenga cuidado de no lastimarse con los cristales rotos.
- Fuentes de calor: Mantenga el producto alejado de fuentes de calor como radiadores, calentadores, estufas y otros productos generadores de calor (incluidos amplificadores).
- Para impedir un incendio, no ponga ningún tipo de vela o llama al descubierto encima o cerca del televisor.
- Para impedir un incendio o una descarga eléctrica, no ponga el cable de alimentación debajo del televisor u otros objetos pesados.
- No coloque objetos pesados sobre este producto ni se pare sobre él.
- Hacerlo podría causar lesiones si el producto se vuelca. Tenga especial cuidado cerca de niños y mascotas.
- El panel es un producto de muy alta tecnología con 4K (3 840 x 2 160 Píxeles), que le brinda una imagen fina muy detallada. Debido a la gran cantidad de Píxeles, ocasionalmente pueden aparecer algunos Píxeles inactivos en la pantalla como un punto fijo azul, verde, rojo o amarillo.
- Esto está dentro de las especificaciones del producto y no constituye una falla.

- **Precauciones al transportar el televisor**
Cuando transporte el televisor nunca lo lleve colgando ni ejerciendo presión sobre la pantalla. Asegúrese de llevar siempre el televisor con dos o más personas sosteniéndolo con las dos manos, una mano a cada lado del televisor.
- No muestre una imagen fija durante mucho tiempo porque esto podrá ser la causa de que quede una imagen residual en la pantalla.
- Instale el producto en un lugar donde el cable de alimentación se pueda desenchufar fácilmente de la toma de corriente o de la terminal de ENTRADA DE CORRIENTE en la parte posterior del producto.
- Si un televisor no se coloca en una ubicación suficientemente estable, puede ser potencialmente peligroso debido a una caída. Se pueden evitar muchas lesiones, particularmente en los niños, tomando precauciones simples como:
 - Usar gabinetes o soportes recomendados por el fabricante del televisor.
 - Solo usar muebles que puedan soportar el televisor de manera segura.
 - Asegurarse de que el televisor no sobresalga del borde de los muebles de soporte.
 - No colocar el televisor sobre muebles altos (por ejemplo, armarios y estanterías), sin anclar los muebles y el televisor a un soporte adecuado.
 - No colocar los televisores sobre telas u otros materiales colocados entre el televisor y los muebles de soporte.
 - Educar a los niños sobre los peligros de subirse a los muebles para alcanzar el televisor o sus controles.
- No instale el televisor en un lugar en el que pueda caerle gotas de agua, como debajo de una unidad de aire acondicionado o cerca de un humidificador.
- Las gotas de agua que caen sobre el televisor y el agua que penetre en ella pueden dar lugar a un incendio, descargas eléctricas o mal funcionamiento.
- Le recomendamos que instale el televisor al menos a un metro de separación de la salida de un aire acondicionado.

Precauciones de seguridad importantes

ADVERTENCIA - Peligro de estabilidad

Un televisor puede caerse y causar lesiones personales graves o la muerte. Muchas lesiones, particularmente a los niños pueden ser evitadas tomando precauciones simples como:

- SIEMPRE use gabinetes o soportes o el método de montaje recomendado por el fabricante del televisor.
- SIEMPRE use muebles que puedan soportar de forma segura el televisor.
- SIEMPRE asegúrese de que el televisor no sobresalga del borde de los muebles de soporte.
- SIEMPRE eduque a los niños sobre los peligros de subirse a los muebles para alcanzar el televisor o sus controles.
- SIEMPRE enrute los cables conectados a su televisor para que no se puedan tropezar, tirar o agarrar.
- NUNCA coloque el televisor en un lugar inestable.
- NUNCA coloque el televisor sobre muebles altos (por ejemplo, armarios o estanterías) sin anclar los muebles como el televisor a un soporte adecuado.
- NUNCA coloque el televisor sobre telas u otros materiales que puedan estar ubicados entre el televisor y los muebles de soporte.
- NUNCA coloque objetos que puedan tentar a los niños a trepar, como juguetes y controles remotos, en la parte superior del televisor o los muebles en los que se coloca el televisor.

Precauciones adicionales

- El reemplazo de una batería con un tipo incorrecto podría vencer una protección (por ejemplo, en el caso de algunos tipos de baterías de litio).
- Desechar una batería al fuego o al horno caliente, o aplastar o cortar mecánicamente una batería, podría provocar una explosión;
- Dejar una batería en un entorno circundante de temperatura extremadamente alta podría provocar una explosión o la fuga de líquidos o gases inflamables;
- Una batería sometida a una presión de aire extremadamente baja podría provocar una explosión o la fuga de líquidos o gases inflamables.
- Riesgo de incendio o explosión si la batería se reemplaza por un tipo incorrecto.

Información adicional

Fabricado con la autorización de Dolby Laboratories. Dolby, Dolby Audio y el símbolo de doble-D son marcas comerciales de Dolby Laboratories.
Los términos HDMI y HDMI High-Definition Multimedia Interface, y el logotipo HDMI son marcas comerciales o marcas comerciales registradas de HDMI Licensing Administrator, Inc. en los Estados Unidos y en otros países.
El logotipo Wi-Fi CERTIFIED es una marca de certificación de Wi-Fi Alliance®.
CUALQUIER USO DE ESTE PRODUCTO DE CUALQUIER MODO QUE NO SEA EL USO PERSONAL QUE CUMPLA CON EL ESTÁNDAR MPEG-2 PARA CODIFICAR INFORMACIÓN DE VIDEO PARA MEDIOS ENVASADOS SE PROHIBE EXPRESAMENTE SIN LICENCIA BAJO PATENTES APLICABLES EN EL MPEG-2, CUYA LICENCIA ESTÁ DISPONIBLE EN MPEG-2. LA LLC, 6312 S. Fiddlers Green Circle, Suite 400 E, Greenwood Village, Colorado 80111 EE.UU.
ESTE PRODUCTO ESTÁ CON LICENCIA BAJO LA PATENTE VC-1 PARA USO PERSONAL Y NO COMERCIAL DE UN CONSUMIDOR PARA (i) CODIFICAR VIDEO DE CONFORMIDAD CON LA NORMA VC-1 ("VC-1 VIDEO") Y / O (ii) DESCODIFICAR VC-1 VIDEO QUE FUE CODIFICADO POR UN CONSUMIDOR COMPROMETIDO EN UNA ACTIVIDAD PERSONAL Y NO COMERCIAL Y / O FUE OBTENIDO POR UN PROVEEDOR DE VIDEO CON LICENCIA PARA PROPORCIONAR VIDEO VC-1. NO SE OTORGA NINGUNA LICENCIA NI DEBE CONSIDERARSE IMPLÍCITA PARA NINGÚN OTRO USO. PARA OBTENER INFORMACIÓN ADICIONAL DE MPEG LA, L.L.C. CONSULTE HTTP://WWW.MPEGLA.COM
ESTE PRODUCTO ESTÁ CON LICENCIA BAJO LA LICENCIA DE LA CARTERA DE PATENTES DE AVC PARA EL USO PERSONAL DE UN CONSUMIDOR U OTROS USOS QUE NO PERCIBE REMUNERACIÓN PARA (i) CODIFICAR VIDEO EN CUMPLIMIENTO CON EL ESTÁNDAR DE AVC ("AVC VIDEO") Y / O (ii) DESCODIFICAR EL VIDEO AVC QUE FUE CODIFICADO POR UN CONSUMIDOR EN UNA ACTIVIDAD PERSONAL Y / O FUE OBTENIDO DE UN PROVEEDOR DE VIDEO CON LICENCIA PARA PROPORCIONAR VIDEO AVC. NO SE OTORGA NINGUNA LICENCIA NI DEBE CONSIDERARSE IMPLÍCITA PARA NINGÚN OTRO USO. PARA OBTENER INFORMACIÓN ADICIONAL DE MPEG LA, L.L.C. CONSULTE HTTP://WWW.MPEGLA.COM
ESTE PRODUCTO ESTÁ CON LICENCIA BAJO LA LICENCIA DE LA CARTERA DE PATENTES VISUALES MPEG-4 PARA EL USO PERSONAL Y NO COMERCIAL DE UN CONSUMIDOR PARA (i) CODIFICAR VIDEOS DE CONFORMIDAD CON EL ESTÁNDAR VISUAL MPEG-4 ("MPEG-4 VIDEO") Y / O (ii) DESCODIFICAR AVC VIDEO QUE FUE CODIFICADO POR UN CONSUMIDOR EN UNA ACTIVIDAD PERSONAL Y NO COMERCIAL Y / O FUE OBTENIDO DE UN PROVEEDOR DE VIDEO LICENCIADO POR MPEG LA PARA PROPORCIONAR VIDEO MPEG-4. NO SE OTORGA NINGUNA LICENCIA NI DEBE CONSIDERARSE IMPLÍCITA PARA NINGÚN OTRO USO. PARA OBTENER INFORMACIÓN ADICIONAL INCLUYENDO LA QUE SE RELACIONE CON USOS PROMOCIONALES, INTERNOS Y COMERCIALES Y CON LICENCIAS DE MPEG LA, L.L.C. CONSULTE HTTP://WWW.MPEGLA.COM

SHARP®
SHARP CORPORATION